

A CLEAR ADVANTAGE IN UTERINE TISSUE REMOVAL



TruClear™ System

Medtronic
Further, Together

BRING CLARITY, PRECISION, AND EFFICIENCY TO HYSTEROSCOPIC TISSUE REMOVAL



For more than a decade, the TruClear™ system has set the standard for quality tissue removal. It offers a complete technology platform for the removal of a range of intrauterine abnormalities. It includes:

- Advanced fluid management.
- Efficient cut and capture of tissue
- Pathology-specific tissue removal devices

Plus, the TruClear™ system is the only system designed for visual D&C, evacuation of retained products of conception (RPOC), and fibroid and polyp removal.



TruClear™ Elite hysteroscopes



TruClear™ hysteroscopic tissue removal system

Designed for optimum performance

Clear Operative Field

The TruClear™ system:

- Minimizes tissue floating within the uterine cavity.
- Helps maintain a clear operative field with continuous flow and suction.

Gentle Resection

The TruClear™ system:

- Preserves the uterus through localized treatment while removing tissue.
- Eliminates risk of energy discharge-induced scarring and gas embolism due to mechanical design.
- Minimizes fluid use through proprietary suction control technology.

Efficient Procedure

The TruClear™ system:

- Delivers simultaneous cutting and tissue removal, requiring only a single insertion.
- Provides fewer procedural steps due to single insertion.

Targeted Pathology Removal

The TruClear™ system:

- Allows for efficient cut and capture with continuous visualization.
- Enables evaluation of the entire pathology due to tissue capture.

MULTIPLE PROCEDURES, ONE HIGH-PERFORMANCE SYSTEM.

The TruClear™ system enables more efficient procedures and enhanced performance for a full spectrum of conditions. Here are some examples.



Myomectomy

The TruClear™ system:

- Brings speed, efficiency, and precision to the removal of myomas.
- Helps ensure patient safety through advanced fluid management.

Diagnostic Visual D&C and Endometrial Biopsy

The TruClear™ system provides direct visualization of the uterine cavity to facilitate removal of:

- Targeted endometrial tissue.
- Hyperplastic endometrium.
- Other intrauterine tissue for pathology analysis.

“With the TruClear™ system, I can address a wide spectrum of abnormalities with one high-performing system.”

*Dr. Charles E. Miller,
Advocate Lutheran General Hospital, Park Ridge, IL*

Retained Products of Conception Evacuation

The TruClear™ system:

- Minimizes endometrial damage by evacuating RPOC under direct visualization.
- Captures tissue for histological confirmation.
- Potentially reduces the need for additional procedures as the system has demonstrated complete removal in over 94 % of patients.¹

Polypectomy

The TruClear™ system:

- May improve the efficiency of polyp removal by reducing polypectomy procedure time by half that of electrical resection as demonstrated in a clinical study.¹
- Is likely to completely remove polyps compared to electrical resection as found in one study.²
- Has demonstrated reduced patient discomfort.²

MORE OPTIONS MEAN MORE CONTROL IN EVERY PROCEDURE

The TruClear™ system is a complete technology platform for hysteroscopy procedures. It brings together high-performance scopes — like TruClear™ Elite hysteroscopes — and incisionless tissue removal with advanced fluid management. Together, they deliver access and clarity so you can do what you do best: treat patients.

TruClear™ Elite hysteroscopes deliver next generation features to enhance your technique — and the patient experience.

In your office or OR, you can have a hysteroscope that provides:

- High-definition images.
- Continuous inflow and outflow with suction.
- A long working channel for access to the entire uterus — including the cornua and fundal wall.
- An improved seal to minimize leakage.†

Meanwhile, your patients will appreciate refinements such as:

- A single-insertion instrument that enables fewer procedural steps.
- An angled tip for easier insertion into the cervical canal and uterus.

TruClear™ tissue shaver devices deliver:

- Simultaneous tissue cutting and aspiration to reduce procedure time.
- Proprietary suction control feature to minimize fluid loss.
- A choice of four pathology-optimized disposable devices.
 - TruClear™ soft tissue shaver mini.
 - TruClear™ soft tissue shaver plus.
 - TruClear™ dense tissue shaver mini.
 - TruClear™ dense tissue shaver plus.

The TruClear™ Elite hysteroscope mini and plus



TruClear™ soft tissue shaver mini



TruClear™ soft tissue shaver plus



TruClear™ dense tissue shaver mini



TruClear™ dense tissue shaver plus



See and Treat Methodology

TruClear™ hysteroscopes offer a clear view of the uterine cavity and a large working channel. So you can treat uterine conditions at the same time as diagnosis.

“The operative port allows for the introduction of rigid scissors for removal of polyps, fibroids, or to perform curettage; and tubal catheterization for the evaluation and treatment of proximal tubal occlusion in conjunction with the use of the C arm.”

*Dr. Daniel B. Williams,
Houston Fertility Institute, Houston*

† Compared to legacy TruClear™ hysteroscopes.

A SIMPLER, MORE EFFICIENT FLUID MANAGEMENT SYSTEM.†

The HysteroLux™ system is a next generation solution for your hysteroscopic procedures. It offers a touchscreen interface, user-friendly operation settings, and rapid response to changes in uterine pressure.



Optimized distention

The HysteroLux™ system:

- Delivers a high maximum flow rate of 800 mL per minute.
- Provides a rapid response to changes in intrauterine pressure.
- Has a high maximum pressure setting of 150 mm Hg.

Enhanced safety

The HysteroLux™ system:

- Enables continuous, real-time monitoring of fluid deficit when its scale is in use.
- Reduces the risk of fluid overload by continuously monitoring fluid volume deficit with ± 6 percent accuracy.³
- Indicates critical deficit levels, pressure levels, and deficit changes with an audible alarm.

Simplicity and flexibility

The HysteroLux™ system provides:

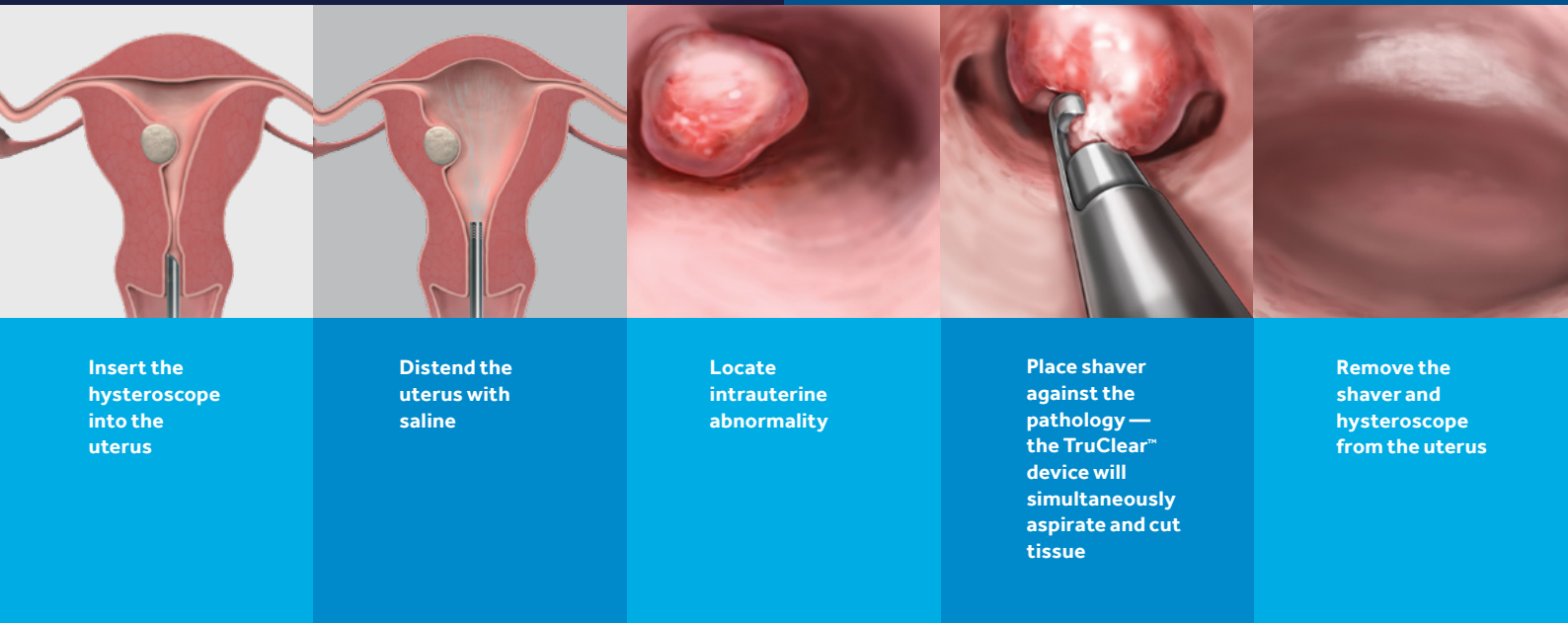
- A user-friendly touchscreen that simplifies setup.
- Integrated suction.
- Fewer connections and canisters.†
- Compatibility with a variety of diagnostic and operative hysteroscopes and resectoscopes to enable more procedural flexibility.



† Compared to our legacy fluid management system.

SIMPLE HYSTEROSCOPIC TISSUE REMOVAL

The TruClear™ system uses a tissue shaver device that is inserted through a hysteroscope to simultaneously cut and aspirate tissue.



Insert the hysteroscope into the uterus

Distend the uterus with saline

Locate intrauterine abnormality

Place shaver against the pathology — the TruClear™ device will simultaneously aspirate and cut tissue

Remove the shaver and hysteroscope from the uterus

SCOPE OVERVIEW

	5C scope	Elite mini	Elite plus
			
Features			
Outer diameter 5,1 mm without sheath, 5,7 mm with s.	✓		
Outer diameter 6 mm		✓	
Outer diameter 7,25mm			✓
Fiber optics	✓		
Rod lense		✓	✓
Integrated continuous outflow		✓	✓
Slanted tip	✓	✓	✓
Working channel length 205 mm	✓		
Working channel length 201,1 mm		✓	✓
Compatible with soft and dense tissue shaver mini	✓	✓	
Compatible with soft and dense tissue shaver plus			✓

GET A CLEAR ADVANTAGE IN YOUR PROCEDURES

Ordering Information

Product Description	Part #	Units
TruClear™ Operative Hysteroscope 5C	72204752	1
TruClear™ Elite Hysteroscope Mini	72204878	1
TruClear™ Elite Hysteroscope Plus	72204879	1
TruClear™ Hysteroscopic Tissue Removal System	System includes:	
TruClear™ Control Unit	7209808	1
TruClear™ Footswitch	7209820	1
TruClear™ Handpiece	7209807	1
HysteroLux™ Fluid Management System	System includes:	
Fluid Management System, Control Unit	72205000	1
Fluid Management System, Scale	72205001	1
Vacuum Regulator	72205029	1
Country Kits – Power Cord and Instructions for use		
UK – EN	72205003	1
Western Europe – EN, FR, NL, DE	72205004	1
Mediterranean – EN, PT, ES, IT, EL, TR	72205005	1
Nordics – EN, SV, DA, FI, NO	72205008	1

Disposable Products

Tissue Shaver Devices		
TruClear™ Dense Tissue Shaver Plus	72203012	1
TruClear™ Dense Tissue Shaver Mini	72204064	1
TruClear™ Soft Tissue Shaver Plus	7209509	1
TruClear™ Soft Tissue Shaver Mini	72202536	1
Fluid Management Disposables		
Hysteroscopic Procedure Kit	72205015	1
HysteroLux™ Vacuum Tube Set	72205027	Box of 10
HysteroLux™ Inflow Tube Set	72205028	Box of 10
HysteroLux™ Outflow Tube Set	7209823	Box of 5
Suction Canister Accessory Kit	7209824	1
3000 cc Hi-Flow Canisters	72200024	Box of 36

Other

Gynecology Instrument Tray	72203004	1
TruClear™ Elite Hysteroscope Seals	72205051	Box of 5

TruClear™ system is a Medtronic product. Product packaging and labeling reflect Covidien. Covidien is a subsidiary of Medtronic.

1. Emanuel MH, Womstaker K. A new hysteroscopic operating technique to remove intrauterine polyps and myomas. *J Minim Invasive Gynecol.* 2005; 12(1):62–66.
2. Smith PP, Middleton LJ, Connor M, Clark TJ. Hysteroscopic morcellation compared with electrical resection of endometrial polyps. *Obstet Gynecol.* 2014;123(4):745–751. doi: 10.1097/AOG.0000000000000187
3. HysteroLux™ Fluid Management System Instructions for Use. New Haven, CT: Medtronic; 2017.

Photo credit: iStock

Medtronic

IMPORTANT: Please refer to the package insert for complete instructions, contraindications, warnings and precautions.

© 2019 Medtronic. All rights reserved. Medtronic, Medtronic logo and Further, Together are trademarks of Medtronic. All other brands are trademarks of a Medtronic company. 18-weu-truclear-system-brochure-2922928

[medtronic.com/covidien/en-gb/index.html](https://www.medtronic.com/covidien/en-gb/index.html)

For more information about all TruClear™ system products, contact your sales representative or scan the QR code.

