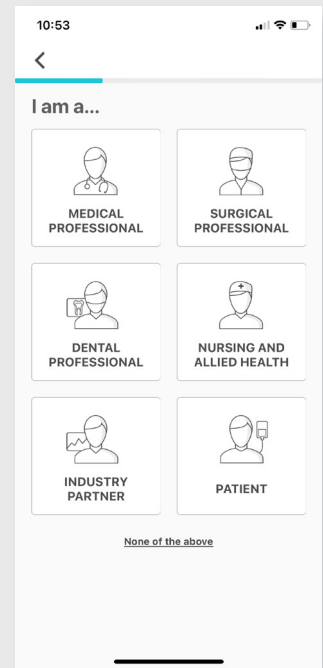
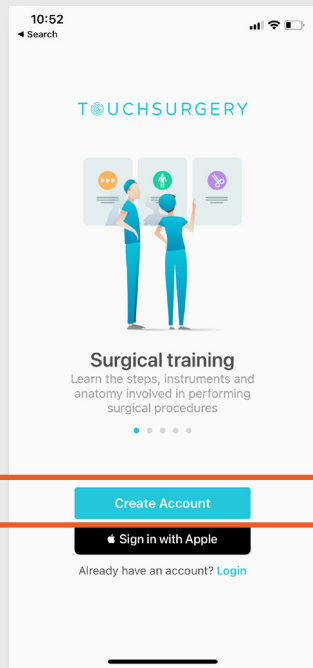
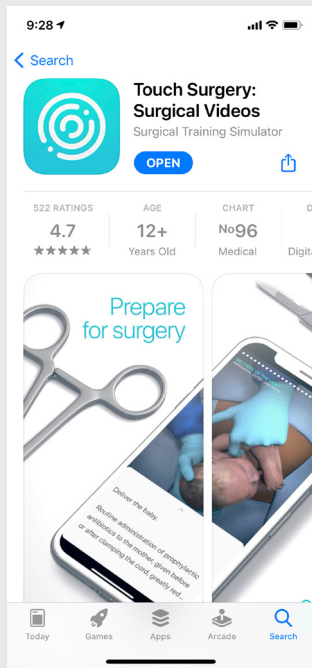


TOUCH SURGERY™ MOBILE APP QUICK START GUIDE



1

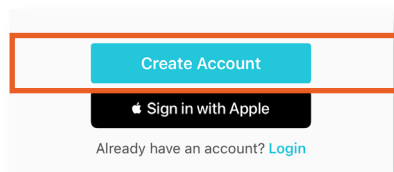
On your device, go to the Play Store or App Store. **Search 'Touch Surgery'**, and **download** the app.

You can also scan this QR code to go to the download page directly.



2

Create an account in the app with your **email address** or Login if you have an account.



3

Complete your profile and then select the procedure you wish to start training on. If you can't find the right procedure, try typing **keywords** into the **search bar**.

